

**CITY OF WEST HOLLYWOOD**  
**DEPARTMENT OF PUBLIC WORKS**  
**Engineering and Traffic Survey, October 2016**

**San Vicente Boulevard between Santa Monica Boulevard and Beverly Boulevard**

This engineering and traffic survey (E&TS) was prepared for the segment of San Vicente Boulevard between Santa Monica Boulevard and Beverly Boulevard in accordance with California Vehicle Code (CVC) Section 627, and is required under CVC 40802 if speed limits are to be enforced by radar or any other electronic device that measures the speed of moving objects. CVC 40802 requires speed zones to be evaluated on a recurring basis to avoid being a “speed trap”. If the E&TS is more than 5 years old, courts may reject evidence of speeding obtained through radar or other electronic devices. Engineering and traffic surveys may be up to 7 years old if conditions under CVC 40802(c)(1) related to enforcement training and equipment certification have been met.

The segment of San Vicente Boulevard is classified as an arterial street in the City of West Hollywood General Plan. The adjacent land use is high-density commercial and residential land uses. The street has two travel lanes in each direction and parallel on-street parking on both sides of the street.

The posted speed limit is 35 mph based on a 2011 E&TS. Speed data collected on April 11, 2016 revealed the 85th percentile speed to be 40 mph.


CVC 21400(b) requires the local authority to round speed limits to the nearest five miles per hour of the 85th percentile of the free-flowing traffic. However, the local authority may apply Option 1 within MUTCD Section 2B.13 Paragraph 12a which says “The posted speed may be reduced by 5 mph from the nearest 5-mph increment of the 85th percentile speed, in compliance with CVC Sections 627 and 22358.5.” The cited CVC Section 627 says the E&TS must consider the following:

- Accident Records: The expected collision rate on a 4-lane or more divided highway is 2.30 per million vehicle miles (MVM). With 29 collisions recorded over a two-year period and 24,934 average daily traffic, the collision rate has been 2.45 per MVM, which nearly matches the expected rate.
- Highway, traffic, and roadside conditions not readily apparent to the driver: According to CVC 22358.5, “Conditions not readily apparent to the driver” exclude roadway width, curvature, grade, and surface conditions.” No downward speed zoning is recommended based on highway, traffic, and roadside conditions not readily apparent to the driver.

CVC 627 also allows optional consideration of residential density as well as pedestrian and bicycle safety. This segment has Class II bike lanes.

Recommendation

Based on prevailing speeds reduced by 5 mph with an Option 1 reduction due to the presence of bike lanes, the existing posted speed limit of 35 mph should be retained.



Walter Okitsu, P.E.

Registered Traffic Engineer, Calif. TE 1406

## APPENDIX D: Spot Speed Studies

# Spot Speed Study

Prepared by: National Data & Surveying Services

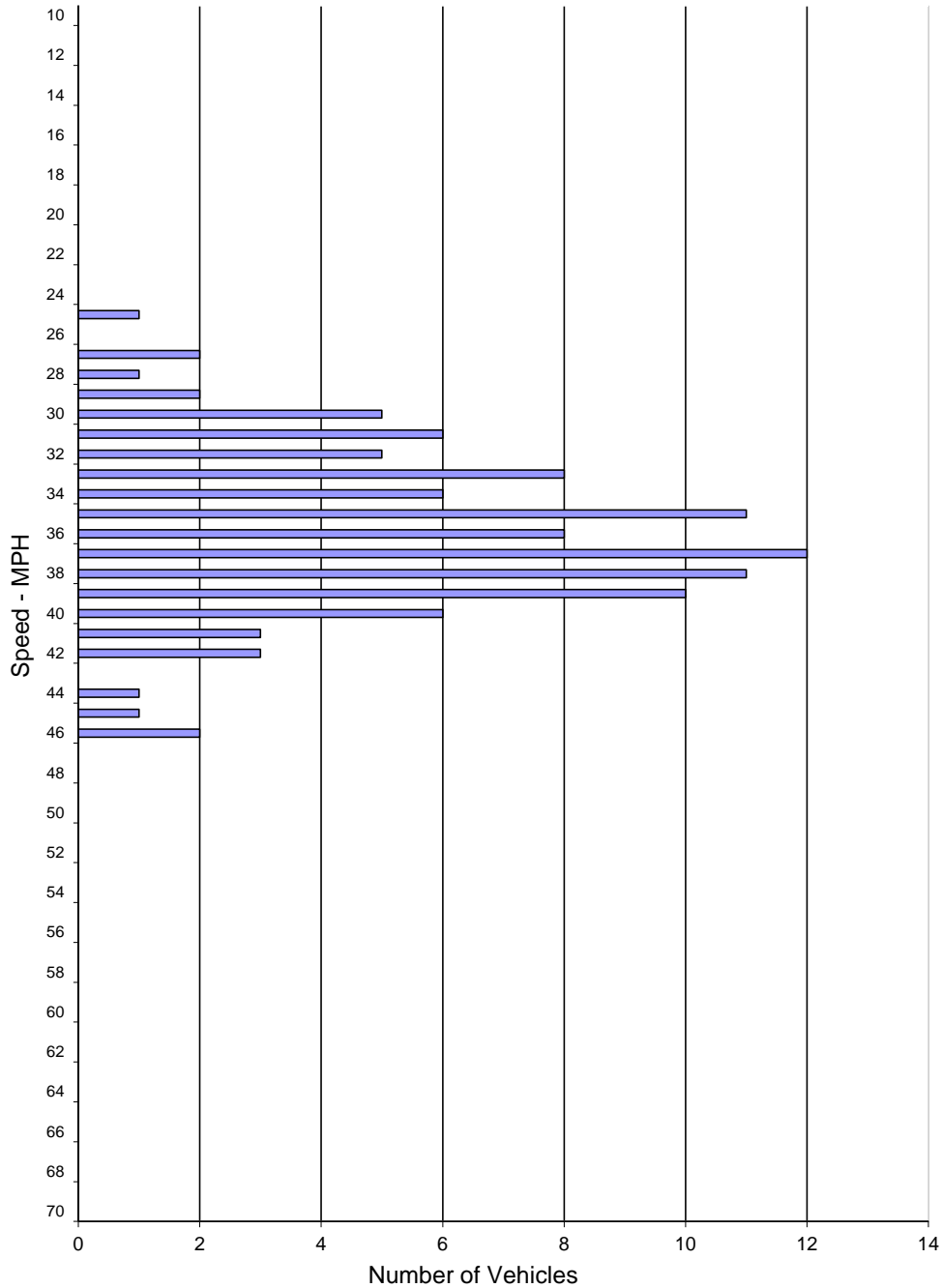
## City of West Hollywood

DATE: 4/11/2016  
DAY: Monday

Location: San Vicente Blvd Bet. Santa Monica Blvd & Beverly Blvd  
Posted Speed: 35 MPH  
Project #: 16-5198-020

### Northbound Spot Speeds

Speed mph	ALL Vehicles
<=10	
11	
12	
13	
14	
15	
16	
17	
18	
19	
20	
21	
22	
23	
24	
25	1
26	
27	2
28	1
29	2
30	5
31	6
32	5
33	8
34	6
35	11
36	8
37	12
38	11
39	10
40	6
41	3
42	3
43	
44	1
45	1
46	2
47	
48	
49	
50	
51	
52	
53	
54	
55	
56	
57	
58	
59	
60	
61	
62	
63	
64	
65	
66	
67	
68	
69	
>=70	



SPEED PARAMETERS										
Class	Count	Average Speed	Range	50th Percentile	85th Percentile	10 MPH Pace	# in Pace	Percent in Pace	% / # Below Pace	% / # Above Pace
ALL	104	35.8	25 - 46	36 mph	40 mph	31 - 40	83	80%	10% / 11	10% / 10

# Spot Speed Study

Prepared by: National Data & Surveying Services

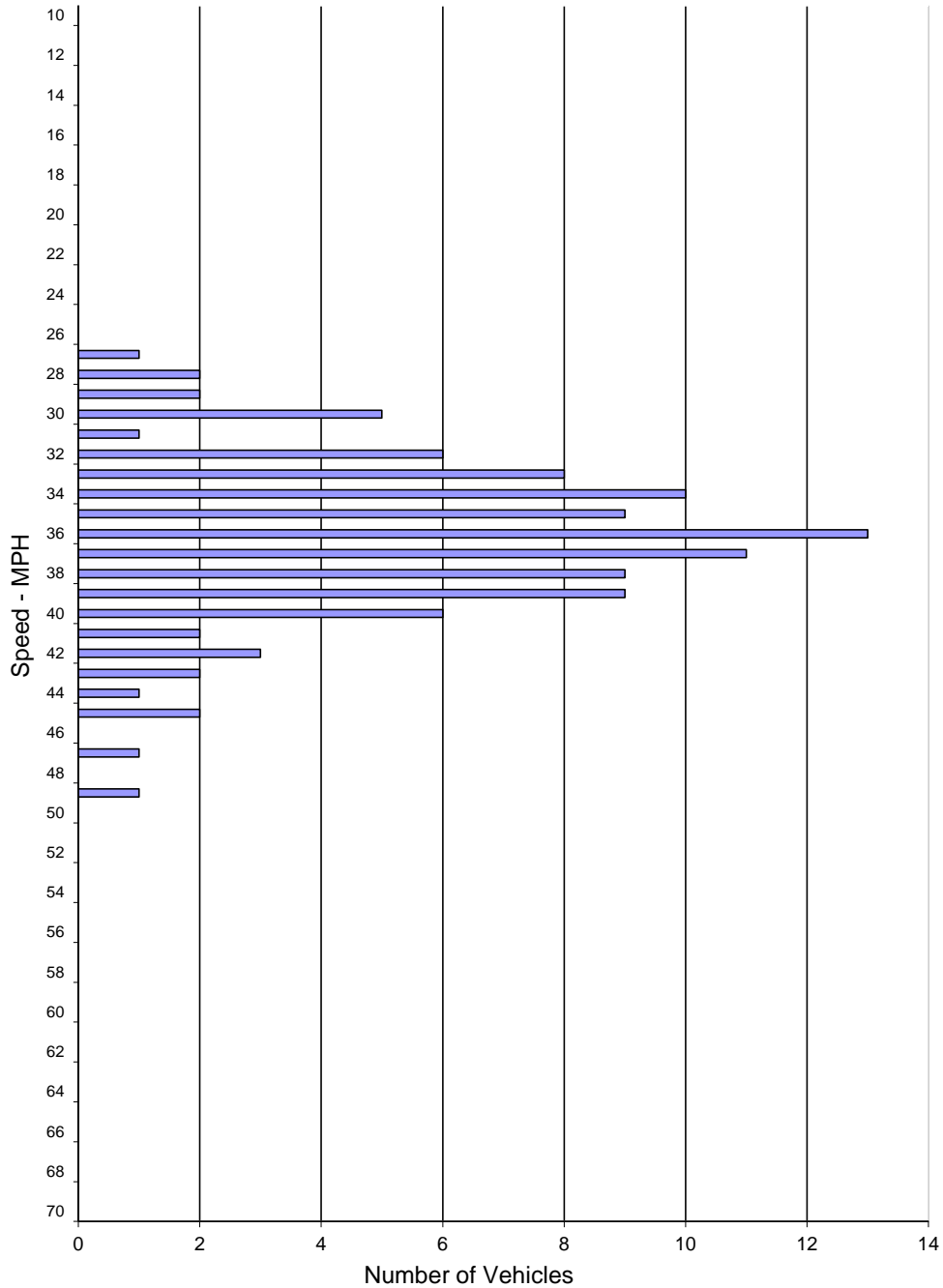
## City of West Hollywood

DATE: 4/11/2016  
DAY: Monday

Location: San Vicente Blvd Bet. Santa Monica Blvd & Beverly Blvd  
Posted Speed: 35 MPH  
Project #: 16-5198-020

### Southbound Spot Speeds

Speed mph	ALL Vehicles
<=10	
11	
12	
13	
14	
15	
16	
17	
18	
19	
20	
21	
22	
23	
24	
25	
26	
27	1
28	2
29	2
30	5
31	1
32	6
33	8
34	10
35	9
36	13
37	11
38	9
39	9
40	6
41	2
42	3
43	2
44	1
45	2
46	
47	1
48	
49	1
50	
51	
52	
53	
54	
55	
56	
57	
58	
59	
60	
61	
62	
63	
64	
65	
66	
67	
68	
69	
>=70	



SPEED PARAMETERS										
Class	Count	Average Speed	Range	50th Percentile	85th Percentile	10 MPH Pace	# in Pace	Percent in Pace	% / # Below Pace	% / # Above Pace
ALL	104	36.2	27 - 49	36 mph	40 mph	32 - 41	83	80%	10% / 11	10% / 10

# Spot Speed Study

Prepared by: National Data & Surveying Services

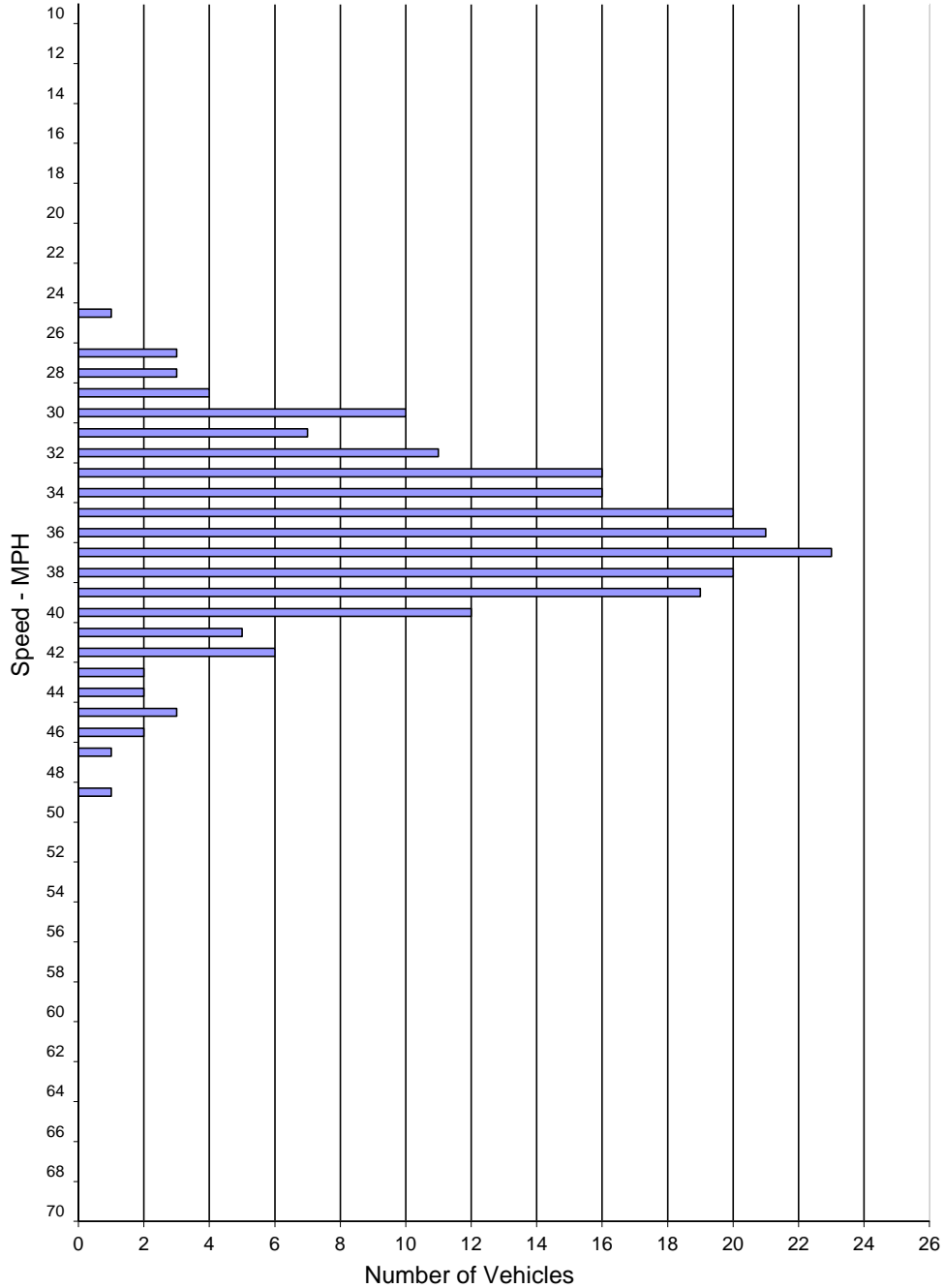
## City of West Hollywood

DATE: 4/11/2016  
DAY: Monday

Location: San Vicente Blvd Bet. Santa Monica Blvd & Beverly Blvd  
Posted Speed: 35 MPH  
Project #: 16-5198-020

### Northbound & Southbound Spot Speeds

Speed mph	ALL Vehicles
<=10	
11	
12	
13	
14	
15	
16	
17	
18	
19	
20	
21	
22	
23	
24	
25	1
26	
27	3
28	3
29	4
30	10
31	7
32	11
33	16
34	16
35	20
36	21
37	23
38	20
39	19
40	12
41	5
42	6
43	2
44	2
45	3
46	2
47	1
48	
49	1
50	
51	
52	
53	
54	
55	
56	
57	
58	
59	
60	
61	
62	
63	
64	
65	
66	
67	
68	
69	
>=70	



SPEED PARAMETERS										
Class	Count	Average Speed	Range	50th Percentile	85th Percentile	10 MPH Pace	# in Pace	Percent in Pace	% / # Below Pace	% / # Above Pace
ALL	208	36.0	25 - 49	36 mph	40 mph	31 - 40	165	79%	10% / 21	11% / 22

**APPENDIX E: 24-Hour Counts**

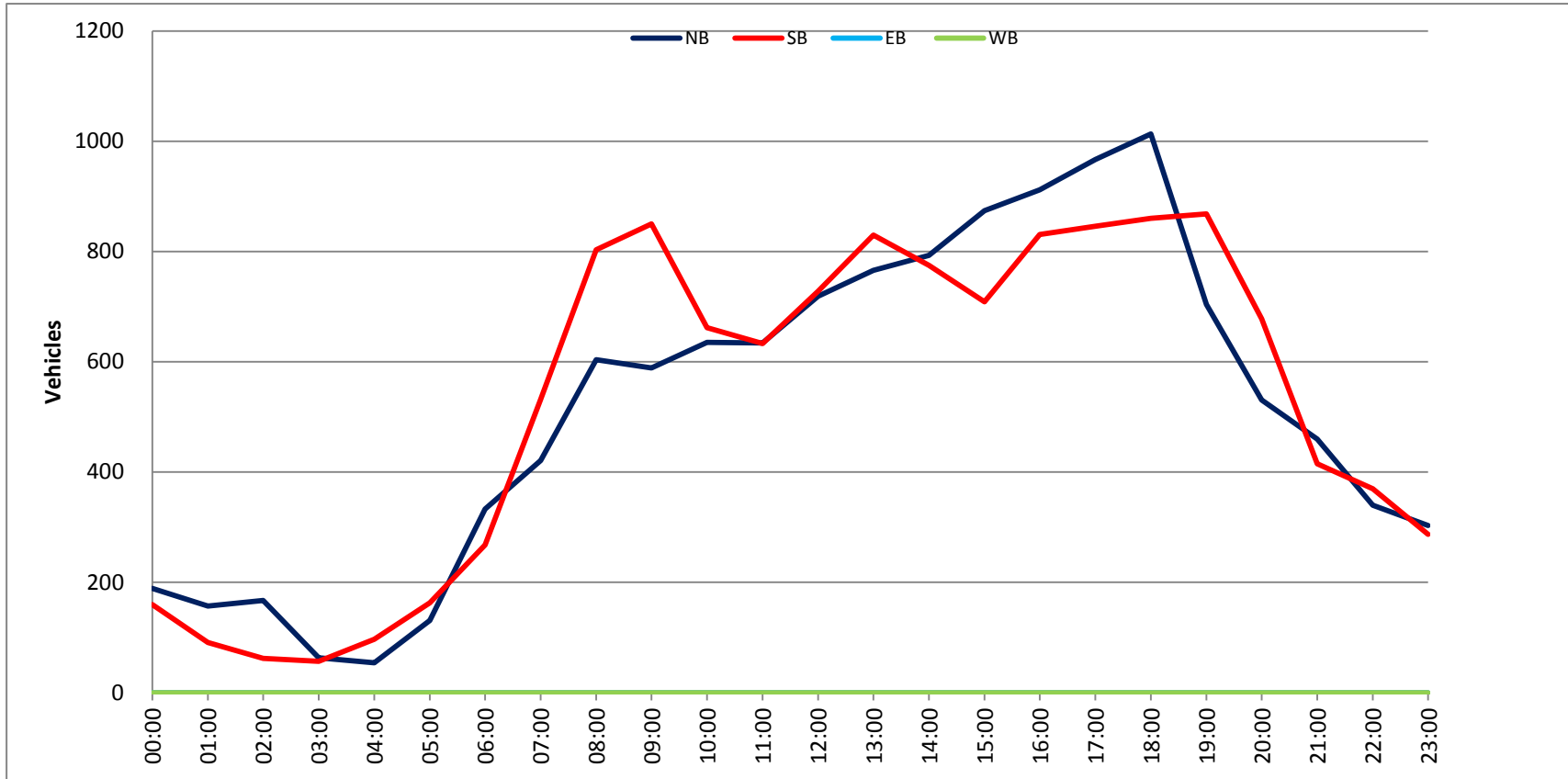
**VOLUME**

San Vicente Blvd Bet. Santa Monica Blvd &amp; Beverly Blvd

Day: Thursday  
Date: 3/31/2016City: West Hollywood  
Project #: CA16\_5199\_020

DAILY TOTALS						NB	SB	EB	WB	Total	
						12,359	12,575	0	0	24,934	
AM Period	NB	SB	EB	WB	TOTAL	PM Period	NB	SB	EB	WB	TOTAL
00:00	51	50			101	12:00	152	182			334
00:15	46	39			85	12:15	191	159			350
00:30	48	35			83	12:30	195	186			381
00:45	44	189	36	160	80	12:45	181	719	201	728	382
01:00	26	25			51	13:00	197	239			436
01:15	44	23			67	13:15	171	184			355
01:30	43	26			69	13:30	225	223			448
01:45	44	157	17	91	61	13:45	173	766	184	830	357
02:00	58	17			75	14:00	212	166			378
02:15	48	17			65	14:15	202	182			384
02:30	36	12			48	14:30	188	232			420
02:45	25	167	16	62	41	14:45	191	793	195	775	386
03:00	20	12			32	15:00	223	174			397
03:15	17	15			32	15:15	195	165			360
03:30	12	10			22	15:30	224	183			407
03:45	14	63	20	57	34	15:45	232	874	187	709	419
04:00	12	21			33	16:00	223	231			454
04:15	11	22			33	16:15	223	191			414
04:30	11	31			42	16:30	260	204			464
04:45	20	54	23	97	43	16:45	206	912	205	831	411
05:00	24	33			57	17:00	264	213			477
05:15	22	34			56	17:15	261	201			462
05:30	36	39			75	17:30	221	218			439
05:45	49	131	57	163	106	17:45	221	967	214	846	435
06:00	55	42			97	18:00	268	221			489
06:15	79	53			132	18:15	289	233			522
06:30	95	74			169	18:30	234	206			440
06:45	104	333	99	268	203	18:45	222	1013	200	860	422
07:00	89	106			195	19:00	201	223			424
07:15	112	123			235	19:15	207	206			413
07:30	96	141			237	19:30	164	232			396
07:45	124	421	162	532	286	19:45	132	704	207	868	339
08:00	147	201			348	20:00	146	202			348
08:15	154	162			316	20:15	125	166			291
08:30	135	228			363	20:30	141	162			303
08:45	168	604	212	803	380	20:45	119	531	148	678	267
09:00	119	257			376	21:00	111	120			231
09:15	139	185			324	21:15	125	104			229
09:30	154	227			381	21:30	127	104			231
09:45	177	589	181	850	358	21:45	97	460	87	415	184
10:00	150	189			339	22:00	88	88			176
10:15	168	153			321	22:15	81	93			174
10:30	163	174			337	22:30	89	93			182
10:45	154	635	146	662	300	22:45	82	340	96	370	178
11:00	160	158			318	23:00	94	101			195
11:15	158	147			305	23:15	87	78			165
11:30	153	159			312	23:30	66	56			122
11:45	163	634	169	633	332	23:45	56	303	52	287	108
<b>TOTALS</b>	<b>3977</b>	<b>4378</b>			<b>8355</b>	<b>TOTALS</b>	<b>8382</b>	<b>8197</b>			<b>16579</b>
<b>SPLIT %</b>	<b>47.6%</b>	<b>52.4%</b>			<b>33.5%</b>	<b>SPLIT %</b>	<b>50.6%</b>	<b>49.4%</b>			<b>66.5%</b>

DAILY TOTALS						NB	SB	EB	WB	Total
						12,359	12,575	0	0	24,934
AM Peak Hour	11:45	08:30			08:45	PM Peak Hour	18:00	17:30		17:45
AM Pk Volume	701	882			1461	PM Pk Volume	1013	886		1886
Pk Hr Factor	0.899	0.858			0.959	Pk Hr Factor	0.876	0.951		0.903
7 - 9 Volume	1025	1335	0	0	2360	4 - 6 Volume	1879	1677	0	3556
7 - 9 Peak Hour	08:00	08:00			08:00	4 - 6 Peak Hour	16:30	17:00		16:30
7 - 9 Pk Volume	604	803	0	0	1407	4 - 6 Pk Volume	991	846	0	1814
Pk Hr Factor	0.899	0.880	0.000	0.000	0.926	Pk Hr Factor	0.938	0.970	0.000	0.951

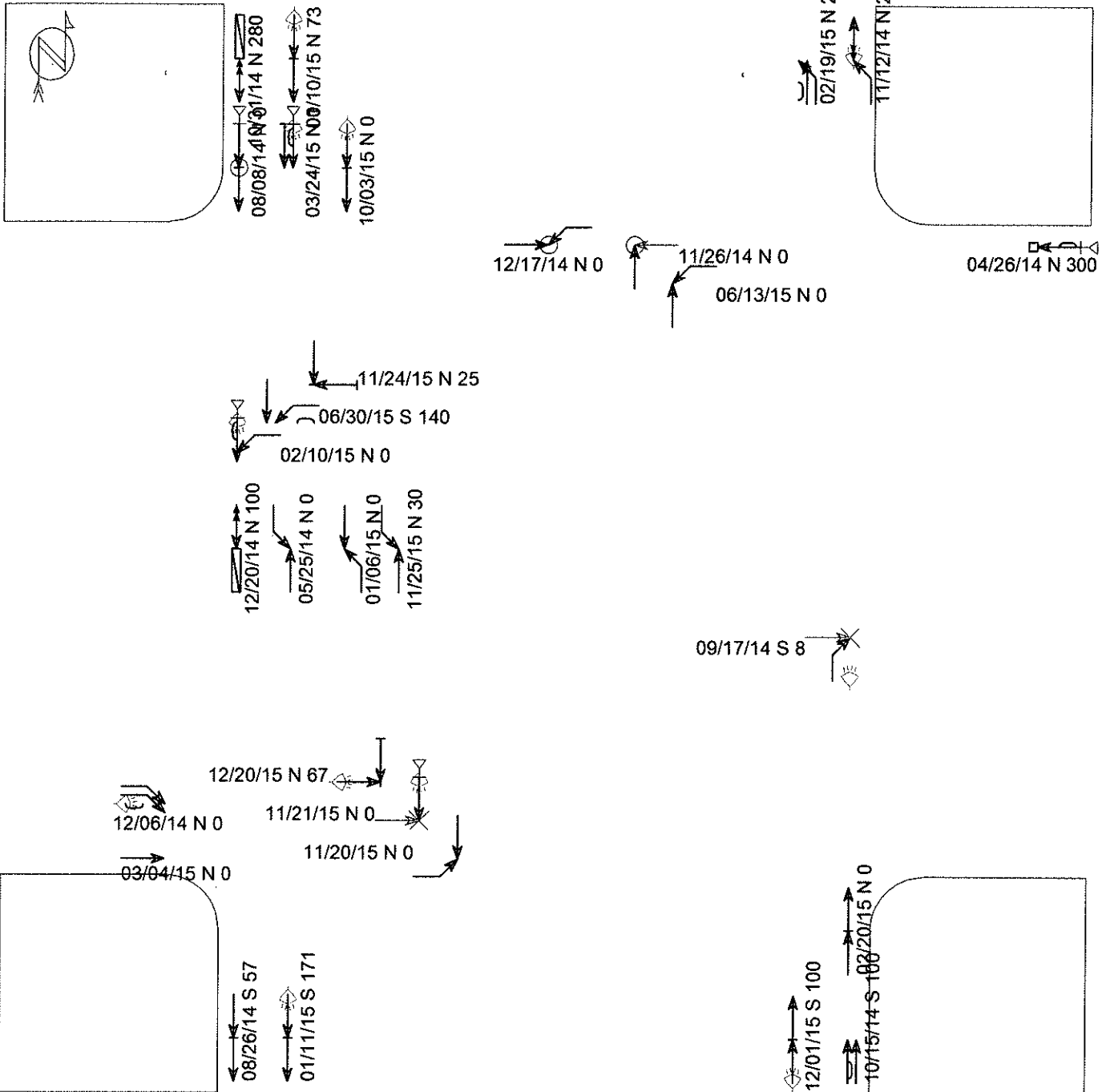




## APPENDIX F: Collision Data

# San Vicente Bl Santa Monica Bl to Beverly Bl

## 29 Accidents 01/01/14 - 12/31/15



(clear filter), (0) accidents with insufficient data for display

- |              |                  |              |                |
|--------------|------------------|--------------|----------------|
| ← Straight   | ▭ Parked         | × Pedestrian | Fixed objects: |
| ← Stopped    | ⚡ Erratic        | ⊗ Bicycle    | □ General      |
| ← Unknown    | ⚡ Out of control | ○ Injury     | ▣ Signal       |
| ↔ Backing    | ↗ Right turn     | ⊙ Fatality   | ▣ Tree         |
| ↔ Overtaking | ↖ Left turn      | 🌙 Nighttime  | ◁ 3rd vehicle  |
| ↔ Sideswipe  | ↻ U-turn         | 🚔 DUI        | * Extra data   |
|              |                  |              | ▣ Pole         |
|              |                  |              | ⊙ Curb         |
|              |                  |              | ⊗ Animal       |

Accident listing

01/01/2014 - 12/31/2015

San Vicente Bl Sunset Bl to Santa Monica Bl

Sorted by <DATE;TIME;ACC#>

STREET 1	DATE	TIME	DAY	DIST	DIR	FROM	INT	KILL	INJ	VEH 1 DIR	VEH 1 TYPE	VEH 1 MOV	VEH 1 SOBER	VE
STREET 2	LIGHTING	COLL	TYPE	VIOL	CAT					VEH 2 DIR	VEH 2 TYPE	VEH 2 MOV	VEH 2 SOBER	VE
WEATHER	ROAD SURF	ROAD COND	CONTROLS	PED	ACTION					VEH 3 DIR	VEH 3 TYPE	VEH 3 MOV	VEH 3 SOBER	VE
SAN VICENTE	05/25/14	13:00	Sun	0	Not stated	0	1			SOUTH	Car	Left turn	HNBD (not)	34
SANTA MONICA	Daylight	Broadside	Auto	right-of-way						NORTH	Car	Straight	HNBD (not)	58
Clear	Dry	No unusua	Function	No ped	involved					Not stated	Not stated	Not stated	Not stated	0
SAN VICENTE	05/31/14	23:50	Sat	115	South	0	2			NORTH	Car	Left turn	IU (H&R)	23
CYNTHIA ST	Dark-	st Broadside	Improper	turning						NORTH	Car	Straight	HNBD (not)	44
Clear	Dry	No unusua	None	No ped	involved					Not stated	Not stated	Not stated	Not stated	0
SAN VICENTE	09/29/14	13:00	Mon	160	North	0	0			NORTH	Car	Left turn	N/A	25
SANTA MONICA	Daylight	Head on	Auto	right-of-way						SOUTH	Car	Straight	N/A	44
Clear	Dry	No unusua	None	No ped	involved					Not stated	Not stated	Not stated	Not stated	0
SAN VICENTE	10/07/14	19:45	Tue	200	South	0	0			WEST	Emergency v	Backing	HNBD (not)	37
CYNTHIA ST	Dark-	st Side swipe	Unsafe	start/back						SOUTH	Car	Parked	N/A	0
Clear	Dry	No unusua	None	No ped	involved					Not stated	Not stated	Not stated	Not stated	0
SAN VICENTE	10/18/14	10:30	Sat	20	North	0	0			NORTH	Car	Straight	HNBD (not)	32
CYNTHIA ST	Dark-	st Side swipe	Not	stated						NORTH	Car	Straight	HNBD (not)	34
Clear	Dry	No unusua	None	No ped	involved					Not stated	Not stated	Not stated	Not stated	0
SAN VICENTE	10/18/14	8:20	Sat	70	North	0	0			NORTH	Car	Changing l	HNBD (not)	31
SANTA MONICA	Daylight	Side swipe	Improper	turning						NORTH	Not stated	Other VehM	HNBD (not)	60
Clear	Dry	No unusua	Not func	No ped	involved					Not stated	Not stated	Not stated	Not stated	0
SAN VICENTE	11/26/14	16:22	Wed	0	Not stated	0	0			EAST	Car	Other VehM	HNBD (not)	27
SUNSET BL	Dark-	st Broadside	Brakes							NORTH	Car	Stopped	HNBD (not)	25
Clear	Dry	No unusua	None	No ped	involved					Not stated	Not stated	Not stated	Not stated	0
SAN VICENTE	01/06/15	14:30	Tue	0	Not stated	0	0			NORTH	Car	Left turn	HNBD (not)	49
SANTA MONICA	Daylight	Broadside	Improper	turning						SOUTH	Car	Straight	HNBD (not)	25
Clear	Dry	No unusua	Function	No ped	involved					Not stated	Not stated	Not stated	Not stated	0
SAN VICENTE	01/23/15	18:00	Fri	67	North	0	1			EAST	Car	Not stated	Not stated	22
SANTA MONICA	Dark-	st Not stated	Auto	right-of-way						NORTH	Car	Straight	HNBD (not)	38
Clear	Dry	No unusua	None	No ped	involved					Not stated	Not stated	Not stated	Not stated	0
SANTA MONICA	02/10/15	21:30	Tue	0	Not stated	0	0			SOUTH	Car	Straight	HBD (UI)	0
SAN VICENTE	Dark-	st Side swipe	Traffic	signals						WEST	Car	Left turn	HNBD (not)	29
Clear	Dry	No unusua	None	No ped	involved					Not stated	Not stated	Not stated	Not stated	0
SANTA MONICA	02/20/15	12:15	Fri	0	Not stated	0	0			NORTH	Car	Straight	HNBD (not)	22
SAN VICENTE	Daylight	Rear end	Unsafe	start/back						NORTH	Car	Stopped	HNBD (not)	27
Clear	Dry	No unusua	Function	No ped	involved					Not stated	Not stated	Not stated	Not stated	0
SANTA MONICA	03/04/15	13:06	Wed	0	Not stated	0	1			EAST	Motor cycle	Straight	HNBD (not)	34
SAN VICENTE	Daylight	Other Coll	Unsafe	speed						Not stated	Not stated	Not stated	Not stated	0
Clear	Dry	No unusua	Function	No ped	involved					Not stated	Not stated	Not stated	Not stated	0
SAN VICENTE	03/15/15	6:05	Sun	0	Not stated	0	0			NORTH	Car	Right turn	HNBD (not)	32
CYNTHIA ST	Dark-	st Broadside	Wrong	side of road						SOUTH	Bicycle	Straight	HNBD (not)	19
Cloudy	Dry	No unusua	None	No ped	involved					SOUTH	Bicycle	Straight	HNBD (not)	15
SAN VICENTE	03/24/15	22:35	Tue	0	Not stated	0	0			SOUTH	Car	Straight	HBD (UI)	68
SANTA MONICA	Dark-	st Side swipe	DUI							SOUTH	Car	Stopped	HNBD (not)	22
Clear	Dry	No unusua	Function	No ped	involved					Not stated	Not stated	Not stated	Not stated	0
SAN VICENTE	04/11/15	12:45	Sat	140	South	0	0			NORTH	Car	Straight	IU (H&R)	0
CYNTHIA ST	Daylight	Rear end	Following	too close						NORTH	Car	Stopped	HNBD (not)	30
Cloudy	Dry	No unusua	Function	No ped	involved					Not stated	Not stated	Not stated	Not stated	0
SAN VICENTE	04/12/15	2:11	Sun	161	North	0	0			NORTH	Car	Straight	IU (H&R)	0
CYNTHIA ST	Dark-	st Rear end	Improper	turning						NORTH	Car	Parked	N/A	0
Clear	Dry	No unusua	None	No ped	involved					Not stated	Not stated	Not stated	Not stated	0
SAN VICENTE	04/18/15	23:11	Sat	47	South	0	0			SOUTH	Pickup	Backing	IU (H&R)	0
SUNSET BL	Dark-	st Other Coll	Unsafe	start/back						NORTH	Car	Stopped	HNBD (not)	31
Clear	Dry	No unusua	Function	No ped	involved					Not stated	Not stated	Not stated	Not stated	0
SAN VICENTE	05/14/15	20:52	Thu	110	North	0	3			SOUTH	Car	Straight	HNBD (not)	23
CYNTHIA ST	Dark-	st Head on	Ped	violation						NORTH	Car	Straight	HNBD (not)	69
Raining	Wet	No unusua	None	No ped	involved					NORTH	Car	Not stated	Not stated	0
SAN VICENTE	06/04/15	14:49	Thu	50	North	0	0			EAST	Car	Right turn	HNBD (not)	82
SANTA MONICA	Daylight	Broadside	Unsafe	start/back						SOUTH	Car	Straight	HNBD (not)	53

Cloudy Dry	No unusua	Not func	No ped involved			Not stated	Not stated	Not stated	Not stated	0
SAN VICENTE	07/20/15 16:05	Mon 255	North	0	0	NORTH	Car	Straight	HNBD (not)	24
SANTA MONICA	Daylight	Rear end	Following too close			NORTH	Car	Stopped	HNBD (not)	32
Cloudy Dry	No unusua	None	No ped involved			Not stated	Not stated	Not stated	Not stated	0
SAN VICENTE	09/03/15 19:50	Thu 300	South	0	0	EAST	Car	U turn	HNBD (not)	36
HARRATT ST	Dark- st	Side swipe	Improper turning			SOUTH	Car	Straight	HNBD (not)	29
Cloudy Dry	No unusua	None	No ped involved			NORTH	Car	Parked	N/A	0
SAN VICENTE	09/26/15 8:40	Sat 38	South	0	0	EAST	Not stated	Straight	IU (H&R)	0
SUNSET BL	Daylight	Head on	Not stated			NORTH	Car	Parked	N/A	0
Clear Dry	No unusua	None	No ped involved			Not stated	Not stated	Not stated	Not stated	0
SAN VICENTE	11/01/15 1:00	Sun 35	North	0	0	NORTH	Car	Backing	IU (H&R)	0
CYNTHIA ST	Dark- st	Other Coll	Unsafe start/back			NORTH	Car	Stopped	HNBD (not)	37
Cloudy Dry	No unusua	None	No ped involved			Not stated	Not stated	Not stated	Not stated	0
SUNSET BL	11/18/15 15:06	Wed 0	Not stated	0	0	WEST	Car	Changing l	HNBD (not)	20
SAN VICENTE	Daylight	Side swipe	Unsafe lane change			WEST	Car	Straight	HNBD (not)	27
Clear Dry	No unusua	None	No ped involved			Not stated	Not stated	Not stated	Not stated	0
SAN VICENTE	11/21/15 0:50	Sat 0	Not stated	0	1	SOUTH	Car	Straight	HBD (IU)	0
SANTA MONICA	Dark- st	Auto-ped	Ped right-of-way			EAST	Pedestrian	Other VehM	N/A	24
Clear Dry	No unusua	Function	In x-walk at int			Not stated	Not stated	Not stated	Not stated	0
SAN VICENTE	11/21/15 23:15	Sat 50	North	0	0	NORTH	Car	Changing l	HNBD (not)	28
SANTA MONICA	Dark- st	Side swipe	Unsafe lane change			NORTH	Car	Straight	HNBD (not)	26
Clear Dry	No unusua	None	No ped involved			Not stated	Not stated	Not stated	Not stated	0
SAN VICENTE	11/22/15 16:15	Sun 80	South	0	0	Not stated	Not stated	Backing	IU (H&R)	0
HARRATT ST	Daylight	Side swipe	Unsafe start/back			WEST	Motor cycle	Parked	N/A	0
Clear Dry	No unusua	None	No ped involved			Not stated	Not stated	Not stated	Not stated	0
SAN VICENTE	12/05/15 5:10	Sat 17	North	0	0	SOUTH	Car	Straight	HBD (UI)	29
SANTA MONICA	Dark- st	Rear end	DUI			SOUTH	Car	Stopped	HNBD (not)	56
Clear Dry	No unusua	Function	No ped involved			Not stated	Not stated	Not stated	Not stated	0
SAN VICENTE	12/20/15 22:40	Sun 363	North	0	0	NORTH	Not stated	Straight	IU (H&R)	0
SANTA MONICA	Dark- st	Side swipe	Improper turning			NORTH	Car	Parked	Not stated	0
Clear Dry	No unusua	None	No ped involved			Not stated	Not stated	Not stated	Not stated	0