

Preliminary preview of potential dog area alternatives



D O G P A R K C O N S I D E R A T I O N S



DRAFT PRELIMINARY CONSIDERATIONS

SIZE: Approx. 4,900 sf

OPPORTUNITIES

- + Compatible adjacencies (i.e. backsides of The Abbey / Trash Enclosure)
- + 2-sides already enclosed
- + Lighting in place
- + Located away from primary park activities / Views from North of Park

CHALLENGES


- Size similar to Hart Park



DOG PARK CONSIDERATIONS



ILLUSTRATIVE IMAGE - NOT A DESIGN



- Potential for naturalized look (out of key viewsheds)
- Mural / Art Opportunity
- Topographic opportunities

DOG PARK CONSIDERATIONS



SIZE: Approx. 3,900 sf

OPPORTUNITIES

- + Compatible adjacencies (i.e. backsides of Bank / San Vicente Blvd.)
- + Builds off existing enclosures at alley
- + Lighting in place
- + Located away from primary park activities / key views from North of Park

CHALLENGES


- Limited Size
- Part of Park Entry Sequence



D O G P A R K C O N S I D E R A T I O N S



ILLUSTRATIVE IMAGE - NOT A DESIGN



- Opportunity for artful enclosure
- Employ a more refined look
- Opportunity for Outreach / Sustainability demonstration

DOG PARK CONSIDERATIONS




SIZE: Approx. 3,900 sf

OPPORTUNITIES

- + Compatible adjacencies (alley)
- + Enclosed on 3 sides already
- + Lighting in place
- + Located away from primary park activities

CHALLENGES


- Limited Size / Width
- Requires re-grading
- Potential impact to future connections to context



DOG PARK CONSIDERATIONS



ILLUSTRATIVE IMAGE - NOT A DESIGN



- Bleacher seating opportunity
- Elevation change opportunities

DOG PARK CONSIDERATIONS



**DRAFT
PRELIMINARY
CONSIDERATIONS**

D O G P A R K C O N S I D E R A T I O N S

PROGRAMMING & BRANDING
OPPORTUNITY



DRAFT

PRELIMINARY

CONSIDERATION

PRECEDENTS



DOG PARK CONSIDERATIONS



DRAFT PRELIMINARY

CONSIDERATIONS

SIZE: Approx. 9,250 sf (1-court) / Approx. 18,500 sf (2-courts)

OPPORTUNITIES

- + Ties into existing fences
- + Lighting in place
- + Can be concurrently programmed w/ Rec Center to maintain access to basketball
- + Can link to permanent locations to enlarge capacity
- + Built-in seating in place


CHALLENGES

- Primarily hard surface
- Requires maintenance to clean courts





DOG PARK CONSIDERATIONS



CONSIDERATIONS

SIZE: Approx. 3/4 of an acre

OPPORTUNITIES

- + Very flexible space
- + Could be extremely large capacity
- + Lighting in place
- + Can link to permanent locations to enlarge overall capacity

CHALLENGES

- Limits access to turf for active play
- Requires staff to set-up
- Potential impact to turf
- Requires clean-up





DOG PARK CONSIDERATIONS



SIZE: Approx. 10,000 sf

OPPORTUNITIES

- + Lighting in place
- + Promotes daily reprogramming/activation of existing space
- + Can link to permanent locations to enlarge capacity
- + Built-in seating in place

CHALLENGES




- Primarily hard surface
- Requires maintenance to clean path afterwards
- Limits circulation while in use



DOG PARK CONSIDERATIONS



ILLUSTRATIVE IMAGE - NOT A DESIGN



- Opportunity for events
- Could be timed daily to activate park
- Integrate new enclosure lines

DOG PARK CONSIDERATIONS



DRAFT PRELIMINARY CONSIDERATIONS

DOG PARK CONSIDERATIONS